

# ShowRunner Special Class Options

Some class options can be set up by including specific phrases in the class title or subtitle.

- [2-Plus Penning](#)
- [Even Draw](#)
- [Junior-Youth Penning](#)
- [Mixed Penning](#)
- [Pro-n-1 Penning](#)
- [Fast Time Payout Override](#)
- [Incentive Included](#)
- [8 Cow Draw](#)
- [Double Points](#)

## 2-PLUS PENNING

---

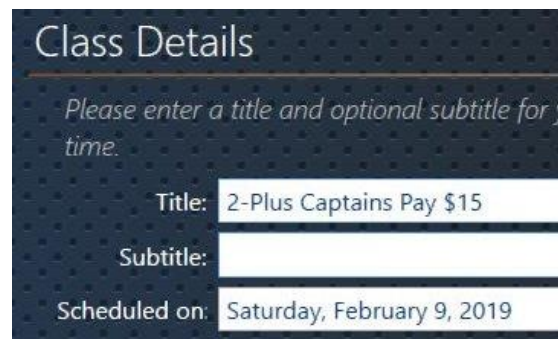
A three-rider penning class that teams two 1-rated riders with one rider rated 3 or higher (the captain).

**Fees** The 1-rated riders pay the regular class entry fee and any sanctioning fees. The captain pays the fee indicated in the class title (*see below*) and does not pay a sanctioning fee.

**Payout** Winnings are split between the two 1-rated riders. Captains' winnings are paid from a separate pot made up of 100% of the entry fees paid by the captains in the class.

### How to Set It Up

1. Enter the phrase "2-plus" anywhere in the class title (*Figure 1*). Entry is not case sensitive.
2. Set the fee for captains by typing a dollar sign followed by a dollar value (up to 3 digits and no spaces) anywhere in the class title.
3. During registration, make sure all beginner riders have a rating of 1.
4. Make sure all team captains have a rating of 3 or higher.



The screenshot shows a dark-themed form titled "Class Details". Below the title, there is a prompt: "Please enter a title and optional subtitle for time." There are three input fields: "Title:" with the text "2-Plus Captains Pay \$15", "Subtitle:" which is empty, and "Scheduled on:" with the text "Saturday, February 9, 2019".

*Figure 1: A class with "2-plus" and a captain fee*

When you team this class, ShowRunner will draw up teams consisting of two riders with a rating of 1 and one rider with a rating of 3 or higher. Picks will be teamed as entered. Teams cannot be added to this type of class while the class is in progress. **Warning:** DO NOT put more than one captain (3+ rating) on a pick team because it will cause the payouts to be incorrect.

## EVEN DRAW

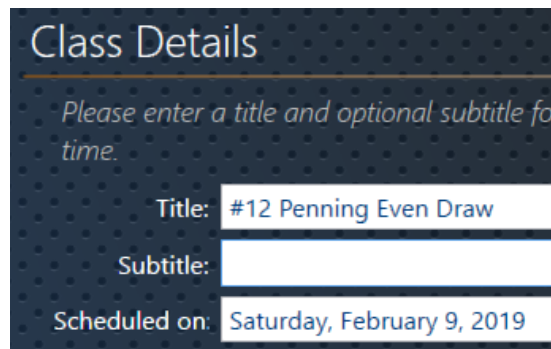
---

A teaming setting in any type of class (sorting, penning, or roping) that ensures draw teams have similar team ratings.

### How to Set It Up

1. Enter the phrase “even draw” anywhere in the class title (*Figure 2*). Entry is not case sensitive.

When you team this class, ShowRunner will draw up teams that have similar team ratings instead of drawing completely random teams. This will make the drawn teams more evenly matched.



The screenshot shows a 'Class Details' form with a dark background. At the top, it says 'Please enter a title and optional subtitle for time.' Below this are three input fields: 'Title:' with the value '#12 Penning Even Draw', 'Subtitle:' which is empty, and 'Scheduled on:' with the value 'Saturday, February 9, 2019'.

*Figure 2: A class with “even draw” in the title*

## JUNIOR-YOUTH PENNING

---

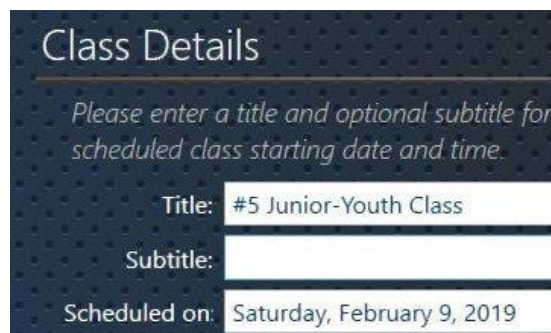
A three-rider penning class that teams two youth riders with an adult rider.

**Fees** The adult rider does not pay a fee, but the youth riders do.

**Payout** Winnings are split three ways between the two youth riders and the producer. Adult rider receives no payout.

### How to Set It Up

1. Enter the phrase “junior-youth” anywhere in the class title (*Figure 3*). Entry is not case sensitive.
2. During registration, set the gender for each youth rider to unknown (indicated by the question mark gender icon).
3. Set the gender for each adult rider.



The screenshot shows a 'Class Details' form with a dark background. At the top, it says 'Please enter a title and optional subtitle for scheduled class starting date and time.' Below this are three input fields: 'Title:' with the value '#5 Junior-Youth Class', 'Subtitle:' which is empty, and 'Scheduled on:' with the value 'Saturday, February 9, 2019'.

*Figure 3: A class with "junior-youth" in the title*

When you team this class, ShowRunner will draw up teams consisting of two riders with an unknown gender (youth) and one rider with a gender (adult). Picks will be teamed as entered. The teaming screen will show a ride fee for all riders, but riders with a rating of 2 or higher will receive a ride credit. Teams cannot be added to this type of class while the class is in progress.

## MIXED PENNING

---

A three-rider penning class that includes at least one rider of each gender in every team.

### How to Set It Up

1. Enter the word “mixed” anywhere in the class title (*Figure 4*). Entry is not case sensitive.

During registration, you will be allowed to enter team picks without any gender rules (you could make an all-male team, for example). When ShowRunner teams the class, it will put at least one rider of each gender on every draw team. Picks will remain as entered.

The screenshot shows a 'Class Details' form with a dark background and light text. The title is 'Mixed Penning', the subtitle is 'Enter an optional subtitle for your class', and the scheduled date is 'Tuesday, January 18, 2022'. The form includes a prompt: 'Please enter a title and optional subtitle for your scheduled class starting date and time.'

Figure 4: A class with "mixed" in the title.

## PRO-N-1 PENNING

---

A three-rider penning class that teams two beginner riders with an experienced rider.

**Fees** The experienced rider does not pay a fee, but the beginner riders do.

**Payout** Winnings are split equally between all three riders on the team.

### How to Set It Up

1. Enter the phrase “pro-n-1” anywhere in the class title (*Figure 5*). Entry is not case sensitive.
2. During registration, make sure each beginning rider has a rating of 0 or 1.
3. Make sure each experienced rider has a rating of 2 or higher.

The screenshot shows a 'Class Details' form with a dark background and light text. The title is '#6 Pro-n-1 Class', the subtitle is empty, and the scheduled date is 'Saturday, February 9, 2019'. The form includes a prompt: 'Please enter a title and optional subtitle for your scheduled class starting date and time.'

Figure 5: A class with "pro-n-1" in the title

When you team this class, ShowRunner will draw up teams consisting of one rider with a rating of 0, one rider with a rating of 1, and one rider with a rating 2 or higher. Picks will be teamed as entered. The teaming screen will show a ride fee for all riders, but riders with a rating of 2 or higher will receive a ride credit. Teams cannot be added to this type of class while it is in progress.

## FAST TIME PAYOUT OVERRIDE

A fast time setting in any type of class (sorting, penning, or roping) that pays fast time winners a fixed dollar amount of the producer's pot instead of a percentage of the winners' pot.

**Payout** For every round that has a fast time payout, the amount specified in the class subtitle will be paid to fast time winners out of the producer's share of the pot.

### How to Set It Up

1. Enter a dollar sign followed by a numerical value (no spaces) anywhere in the class subtitle (*Figure 6*).
2. Enter the phrase "Fast Time Payout" after the dollar amount in the class subtitle (*Figure 6*). Entry is not case sensitive.
3. Check the 'Pay Fast Times' box in the Class Details (*Figure 7*).
4. Enter a number greater than 0 in the fast time percentage box (*Figure 7*). This percentage will be overridden with the dollar amount entered in step 1.
5. Set the other fast time settings as desired.

The screenshot shows a 'Class Details' form with the following fields:

- Title: #8 Intermediate
- Subtitle: \$200 Fast Time Payout
- Scheduled on: Saturday, February 9, 2019

There is a prompt above the subtitle field: "Please enter a title and optional subtitle for your time."

Figure 6: A class with a fast time override

The screenshot shows the 'Pay Fast Times' option settings:

- Pay Fast Times
- Pay fast times winners
- 1 percent of the winners' pot in each qualified round

Figure 7: The Pay Fast Times option set to pay fast times winners a percentage of the pot greater than 0

When you close this class, the dollar amount specified in step 1 will be deducted from the producer's share of the pot and paid to the fast time winners in every round that is set to pay fast times. No fast time money will be deducted from the riders' share of the pot.

For example, if you set the fast time override to \$200 and set the class to pay fast times in three rounds, \$200 would be paid to fast time winners in round 1, \$200 would be paid to fast time winners in round 2, and \$200 would be paid to fast time winners in round 3.

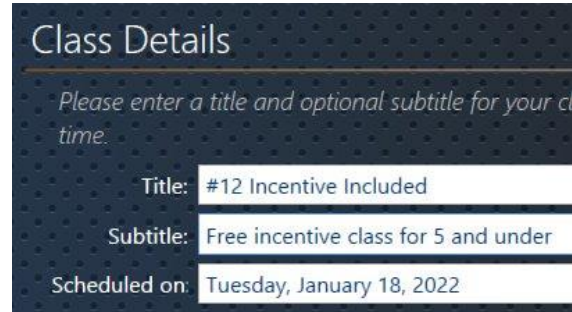
Therefore, \$600 would be deducted from the producer's pot to pay the fast time winners.

## INCENTIVE INCLUDED

An Incentive setting for any type of class (sorting, penning, or roping) that makes entry into the incentive class included in the regular class fee.

### How to Set It Up

1. Enter the phrase “incentive included” anywhere in the class title (*Figure 8*). Entry is not case sensitive.
2. Check the “enable class incentive” box and enter the maximum rating for teams to enter into the incentive class (*Figure 9*).
3. Enter the fee for the incentive class (*Figure 9*). The amount of this fee will be used to determine the total of the incentive pot. This fee will be added to the invoices of all the riders who participate in the incentive class. However, a credit equal to this fee will also be automatically applied, making it no extra cost.



**Class Details**

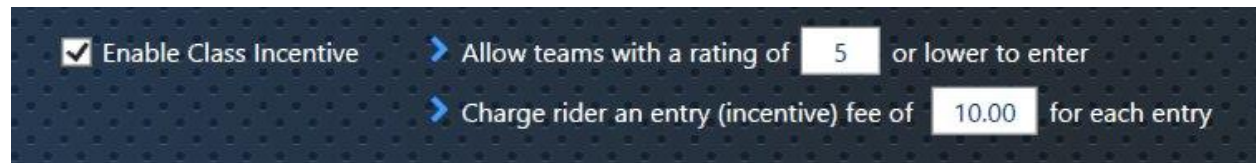
Please enter a title and optional subtitle for your class.

Title: #12 Incentive Included

Subtitle: Free incentive class for 5 and under

Scheduled on: Tuesday, January 18, 2022

*Figure 8 A class set up with incentive included*



Enable Class Incentive

➤ Allow teams with a rating of  or lower to enter

➤ Charge rider an entry (incentive) fee of  for each entry

*Figure 9 The enable class incentive option, maximum team rating for entry into the incentive class, and incentive fee*

ShowRunner will deduct the total amount of the incentive fees from the pot before the pot is split, and 100% of the incentive fees will be awarded to the winners in the incentive class. The remaining pot will be split between the producer and the winners of the main class.

For example, if there were 100 entries in a class with a fee of \$50 per entry, the total pot would be \$5,000. If “incentive included” were enabled with an incentive fee of \$10, and there were 20 entries that qualified for the incentive class, the incentive pot would be \$200. Each of the riders in the incentive class would have a \$10 incentive fee added to their invoice, along with a \$10 credit applied. When the class is closed, ShowRunner would deduct \$200 from the \$5,000 pot and split that money among the incentive class winners. The remaining \$4,800 pot would then be split between the producer and the winners of the main class.

## 8 COW DRAW (or any number)

An all draw class where each rider rides a set number of times. This type of class has only one round, and payouts are awarded to the top riders.

### How to Set It Up

1. Enter the phrase “paying top riders” anywhere in the class title (Figure 10). Entry is not case sensitive.
2. Select ‘All Draw’ in the class rules (Figure 11).
3. Enter the maximum number of rides allowed in the class (Figure 11).
4. Enter a minimum number of draws equal to the maximum rides (Figure 11).

**Class Details**

Please enter a title and optional subtitle for your time.

Title: #7 8 Cow Draw paying top riders

Subtitle: Enter an optional subtitle for your

Scheduled on: Saturday, August 5, 2023

Figure 10 A class set up for an 8 cow draw

**Class Type and Rules**

This section allows you to set the type of sport, the maximum head and clock time, and the ride rules for this class.

Class Type: Ranch Sorting - 2 Riders Time stops at: 10 Head or 60 Seconds

Class Rules:  All Pick  All Draw  Pick and Draw  Round Robin

> Allow a maximum of 8 ride(s) in this Class

> Require a minimum of 8 draw(s) in this Class

Figure 11 Class rules for an 8 cow draw

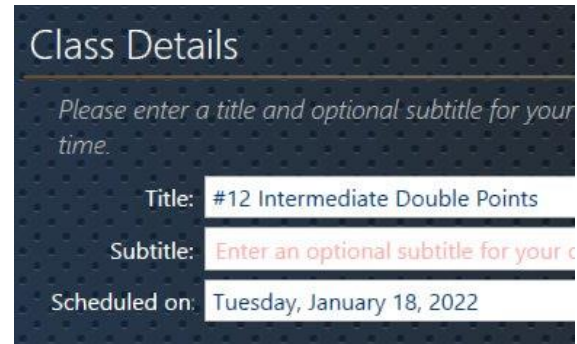
When you register this class, the draws will be automatically set, so all you have to do is add the rider names to the registration slips. When you run this class, the top riders in the class will display on the leaderboard. When you close this class at the end of the round, the payouts will be awarded to the top riders based on the split of the pay table selected. **Important:** this type of round will not work with multiple rounds.

## DOUBLE POINTS

A points setting for any type of class (sorting, penning, or roping) that doubles the points awarded to each rider.

### How to Set It Up

1. Enter the phrase “double points” anywhere in the class title (*Figure 12*). Entry is not case sensitive.
2. Check the Award Points box in the Payout and Points section of the Class Details (*Figure 13*).
3. Select the points method you would like to use to calculate points (*Figure 13*).



**Class Details**

Please enter a title and optional subtitle for your time.

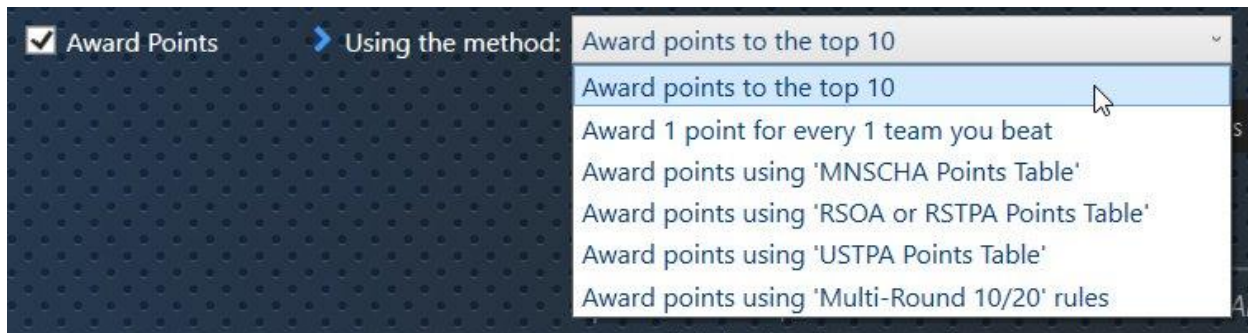
Title: #12 Intermediate Double Points

Subtitle: Enter an optional subtitle for your c

Scheduled on: Tuesday, January 18, 2022

*Figure 12: A class set up to award double points*

ShowRunner will use the points method selected to calculate the number of points to award each rider and then double all points.



Award Points    > Using the method:

- Award points to the top 10
- Award points to the top 10
- Award 1 point for every 1 team you beat
- Award points using 'MNSCHA Points Table'
- Award points using 'RSOA or RSTPA Points Table'
- Award points using 'USTPA Points Table'
- Award points using 'Multi-Round 10/20' rules

*Figure 13: The Award Points option and points method selection.*